









































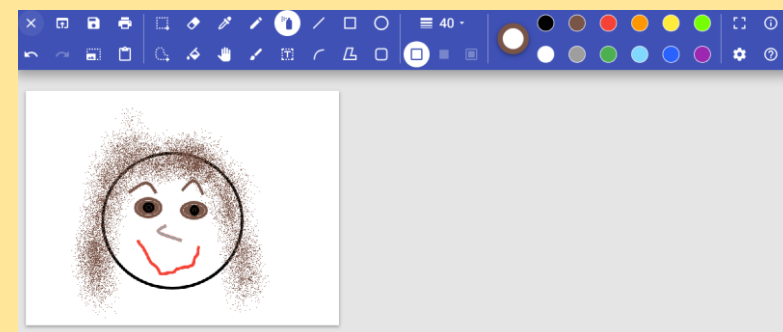
 vocabulary  we  will  be  using
 digital	 electric  technology
 media	 the  materials  used  by  an  artist
 tools	 different  things  we  can  choose  on  the  computer
 computer art	 drawings  and  paintings  made  on  a  computer

Creating media with digital painting - Year 1





 Creating
  Media
  with
  digital
  painting

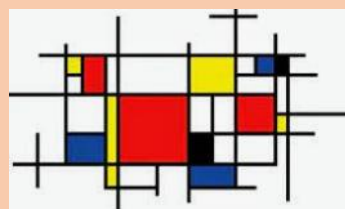
1

 How
  can
  we
  paint
  using
  computers?






2











 Using
  shapes
  and
  lines.






Mondrian

 We
  will
  use
  squares,
  straight
  lines,

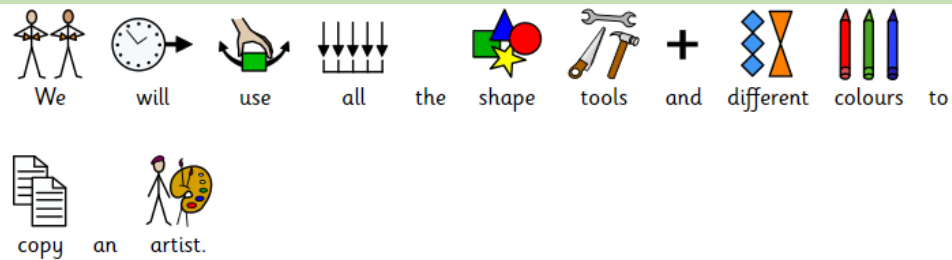
 red,
  yellow,
  blue
  and
  white.

 We
  will
  draw
  our
  faces
  using
  shapes,
  the
  paintbrush,
  the



 spray can
  and
  colours.

3

Matisse

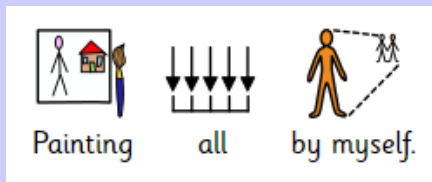


4




Kandinsky

5



Seurat



6

